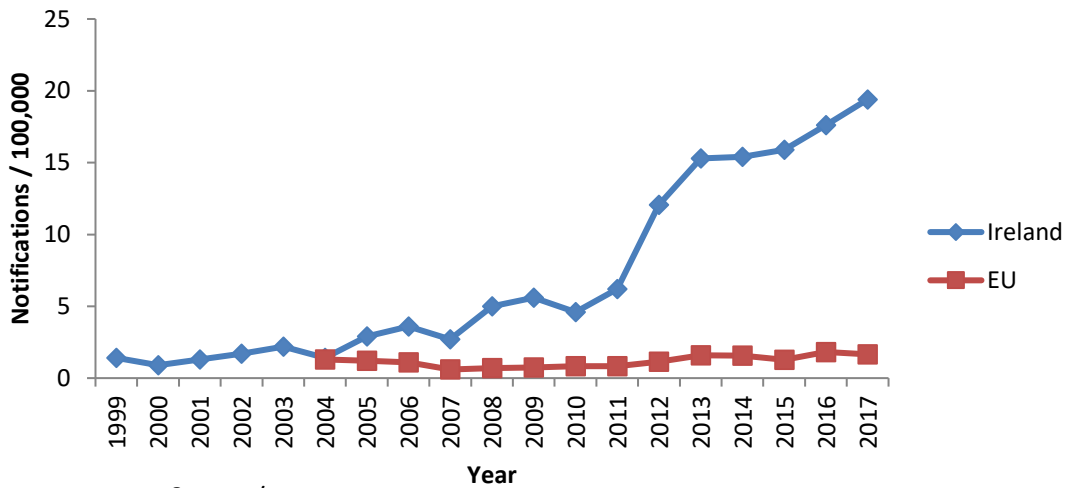


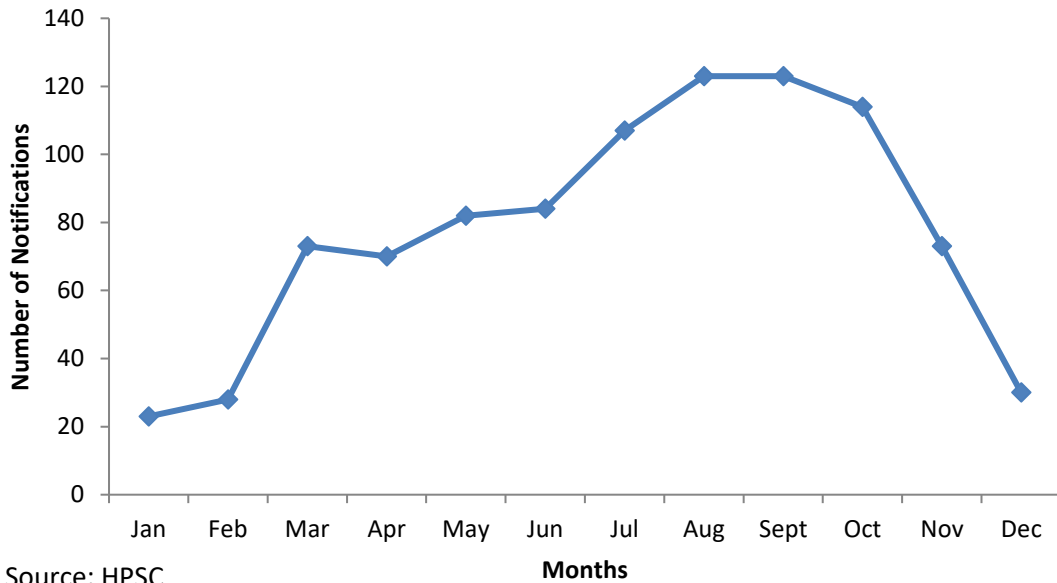
VTEC infection in Humans 2017

Figure 1. Crude Incidence Rate of VTEC Notifications per 100,000 Population in Ireland from 1999 to 2017 and in the EU from 2004 to 2017



Source: HPSC & EFSA/ECDC

Figure 2. Seasonal Distribution of VTEC Notifications, Ireland 2017



Source: HPSC

Figure 3. Number of notifiable cases of VTEC infection by age group in Ireland, 2017

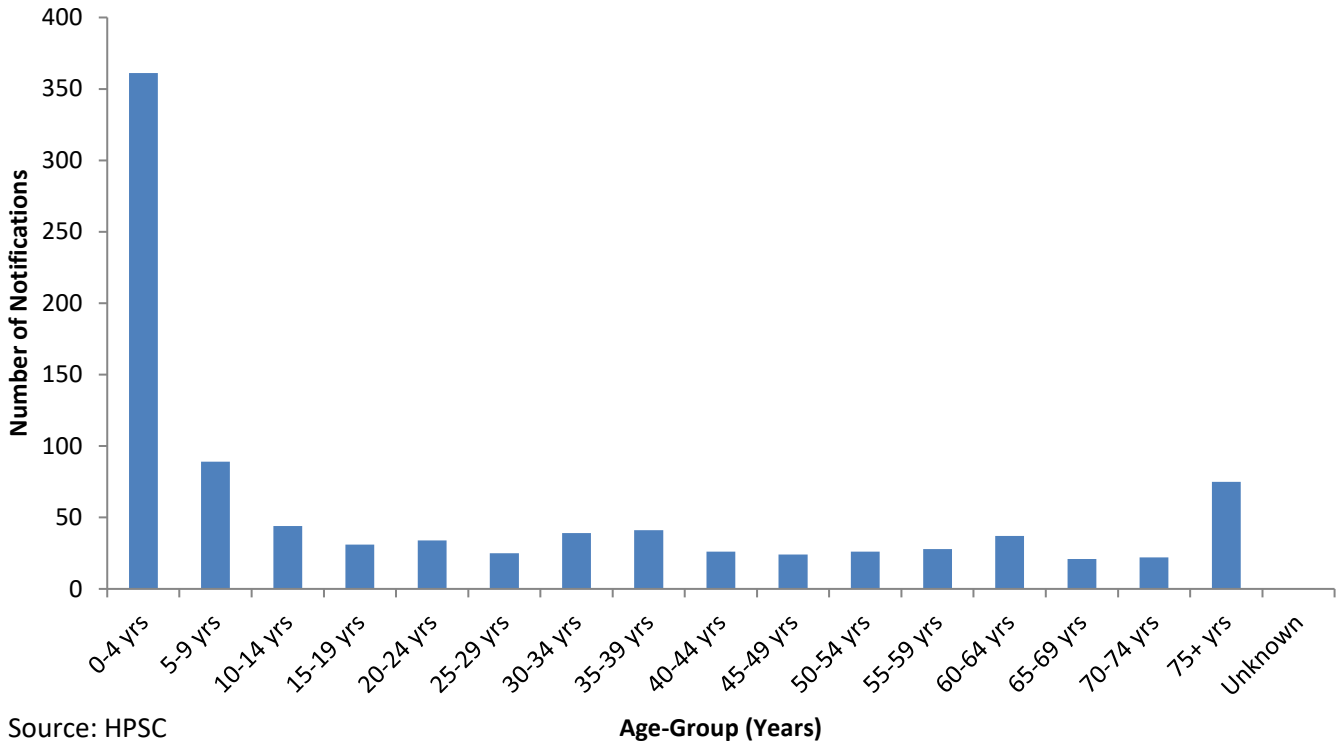


Figure 4. Number of notifiable cases of VTEC infections by gender in Ireland, 2017

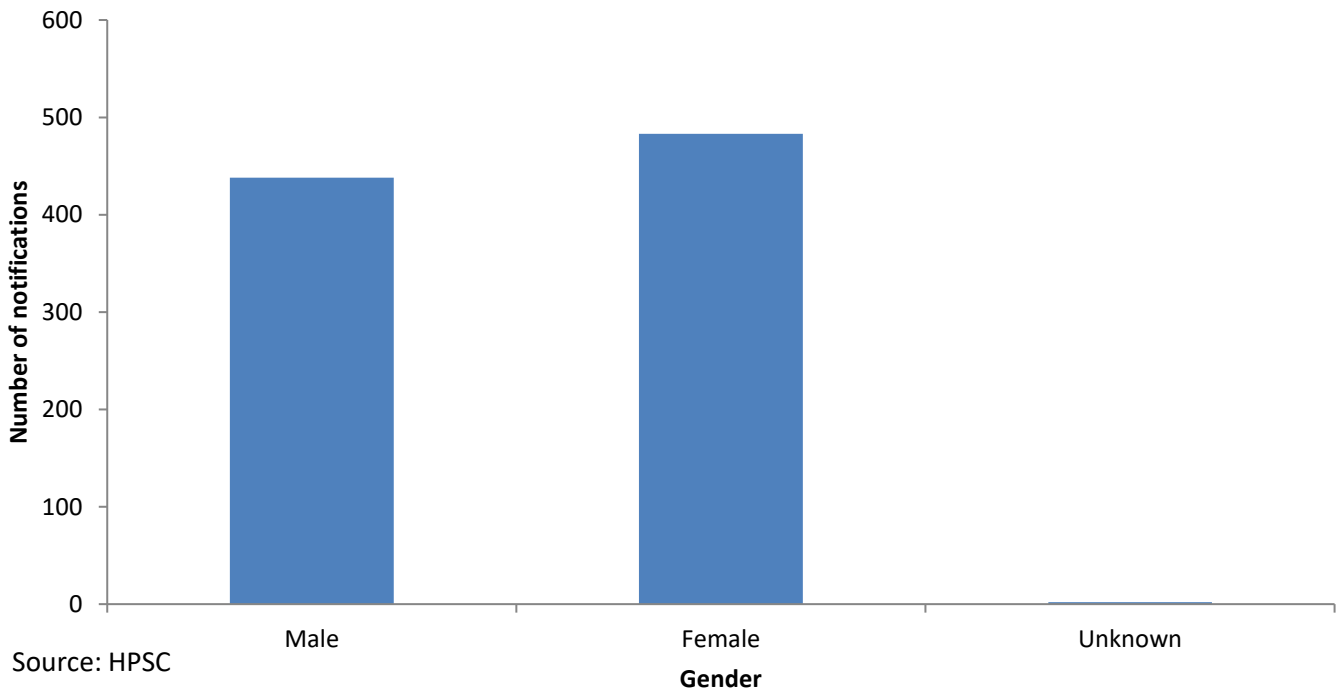


Table 1: Serotype and verotoxin (vt) profiles for strains associated with laboratory confirmed VTEC cases, as determined at the VTEC-NRL at PHL, Cherry Orchard Hospital, 2017

Serogroup	vt1	vt2	vt1+vt2	Not reported	Total
O26	0	2	5	0	7
O157	0	4	0	0	4
Other	1	9	3	0	13
Total	1	15	8	0	24

(Source HPSC)

Table 2: VTEC outbreaks by suspected mode of transmission, Ireland, 2017

Transmission Route	Number of general outbreaks	Number ill
Person-to-person	4	6
Waterborne +/- person-to-person	3	8
Animal contact/Environment person-to-person	1	2
Unknown	5	68
Total	13	84

Source: HPSC

Table 3. Number of VTEC notifications by serogroup, verotoxin and HUS status, Ireland, 2017

Serogroup ^a	Verotoxin	HUS	non-HUS	Total	% with HUS
O26	<i>vt1</i>	0	79	79	0
	<i>vt2</i>	2	12	14	14%
	<i>vt1+vt2</i>	5	141	146	3.4%
	Not reported	0	0	0	0%
O157	<i>vt1</i>	0	0	0	0%
	<i>vt2</i>	4	126	130	3.1%
	<i>vt1+vt2</i>	0	73	73	0%
	Not reported	0	0	0	0%
Other	<i>vt1</i>	1	109	110	0.9%
	<i>vt2</i>	9	90	99	9.1%
	<i>vt1+vt2</i>	3	69	72	4.2%
	Not reported	0	6	6	0%
Laboratory confirmation by PCR only	<i>vt1</i>	0	49	49	0%
	<i>vt2</i>	1	73	74	1.4%
	<i>vt1+vt2</i>	0	48	48	0%
	Not reported	0	14	14	0%

^aFor simplicity mixed infections were recorded as O157 if at least one strain was O157, as O26 if at least one strain was O26 but not O157, and as Other if only non-O157 or non-O26 strains were detected.

Source: HPSC

Sources of data:

HPSC: Health Protection Surveillance Centre. Annual Epidemiological Report 2017.

<https://www.hpsc.ie/abouthpsc/annualreports/>

EFSA/ECDC: European Food Safety Authority and European Centre for Disease Prevention and Control. The European Union summary report on trends and sources of zoonoses, zoonotic agents and food-borne outbreaks in 2017.

<https://www.efsa.europa.eu/en/efsajournal/pub/5500>

HPSC: Health Protection Surveillance Centre. Surveillance of Infectious Intestinal (IID), Zoonotic and Vectorborne Disease, and Outbreaks of Infectious Disease Quarterly Reports, 2017.

<https://www.hpsc.ie/a-z/gastroenteric/gastroenteritisoriid/iidandzoonoticdiseasequarterlyreports/2017/>