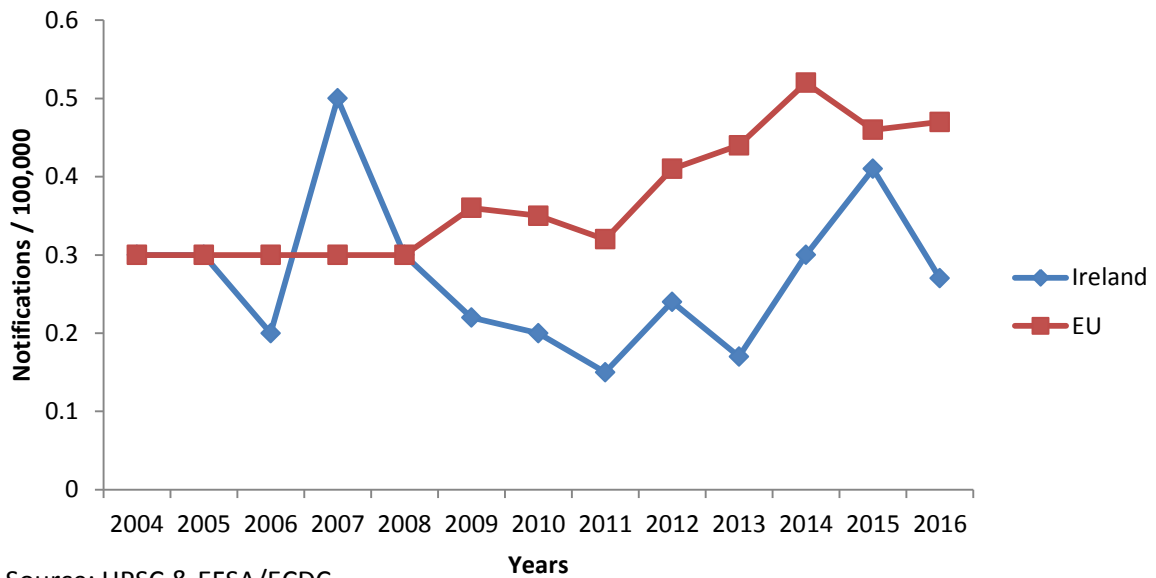
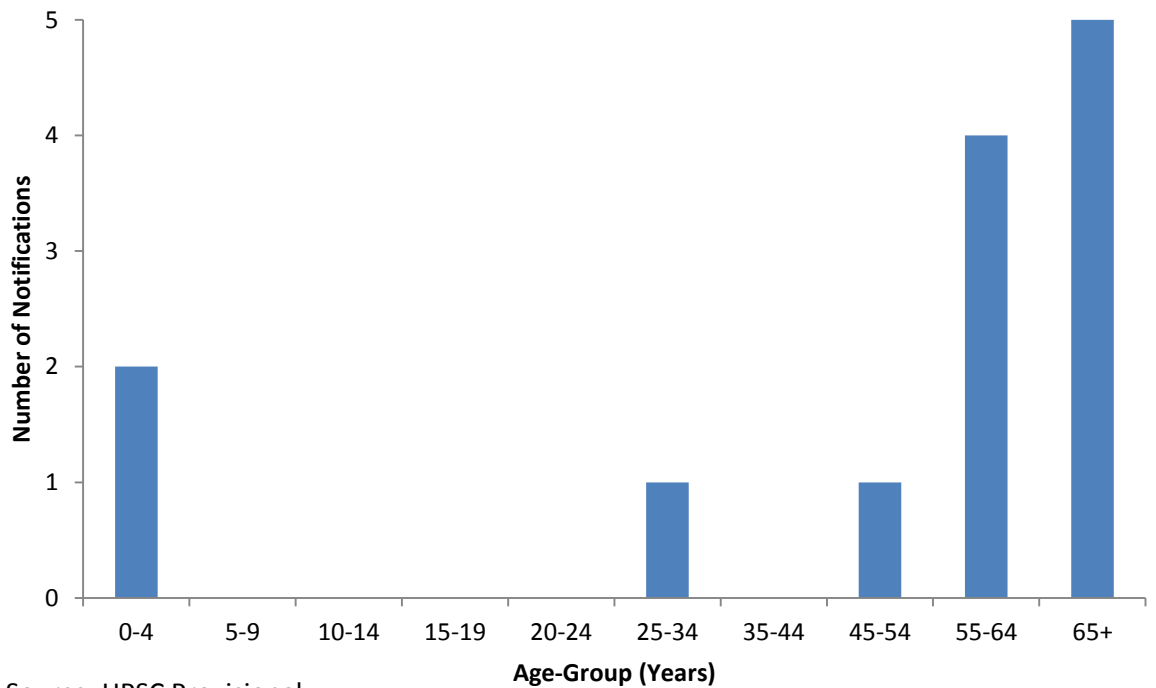


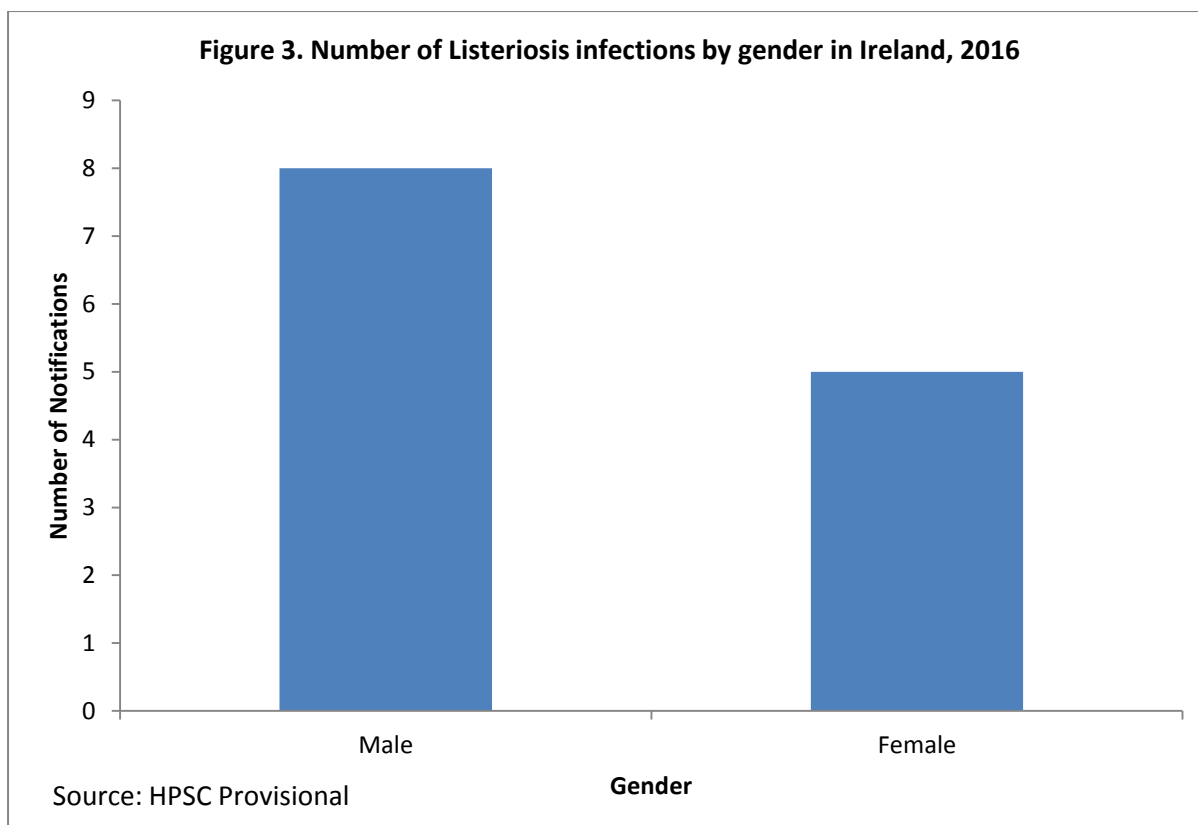
### Listeriosis in Humans 2016

**Figure 1. Crude Incidence Rate of Listeriosis Notifications per 100,000 Population in Ireland from 2004 to 2016 and in the EU from 2004 to 2016**



**Figure 2. Number of listeriosis infections by age group in Ireland, 2016**





**Table 1. Listeriosis notifications by case type and serotype, Ireland 2016**

| CASE TYPE         | SEROTYPE 1/2a | SEROTYPE 1/2b | SEROTYPE 4b | Not referred for serotyping | TOTAL     |
|-------------------|---------------|---------------|-------------|-----------------------------|-----------|
| Adult or juvenile | 6             | 0             | 3           | 1                           | 10        |
| Pregnancy-related | 0             | 0             | 0           | 1                           | 1         |
| Neonatal          | 0             | 0             | 2           | 0                           | 2         |
| <b>Total</b>      | <b>6</b>      | <b>0</b>      | <b>5</b>    | <b>2</b>                    | <b>13</b> |

Source: HPSC, NSSLRL

**Sources of data:**

**HPSC:** Health Protection Surveillance Centre. Annual Epidemiological Report 2016.

<http://www.hpsc.ie/abouthpsc/annualreports/HSE%20HPSC%20Annual%20Report%20ready%202016.pdf>

**HPSC:** Annual Infectious Disease Statistics. Infectious Disease Notifications in Ireland, 2011-2016 (Provisional).

[http://www.hpsc.ie/notifiablediseases/annualidstatistics/Annual\\_ID\\_Summary\\_Report\\_for\\_HPSC\\_Web\\_v5.0-19042017.pdf](http://www.hpsc.ie/notifiablediseases/annualidstatistics/Annual_ID_Summary_Report_for_HPSC_Web_v5.0-19042017.pdf)

**EFSA/ECDC:** European Food Safety Authority and European Centre for Disease Prevention and Control. The European Union summary report on trends and sources of zoonoses, zoonotic agents and food-borne outbreaks in 2016.

<https://efsa.onlinelibrary.wiley.com/doi/epdf/10.2903/j.efsa.2017.5077>