

Campylobacteriosis in Humans 2015

Figure 1. Crude Incidence Rate of campylobacteriosis notifications per 100,000 population in Ireland from 1999 to 2015 and EU from 2004 to 2015

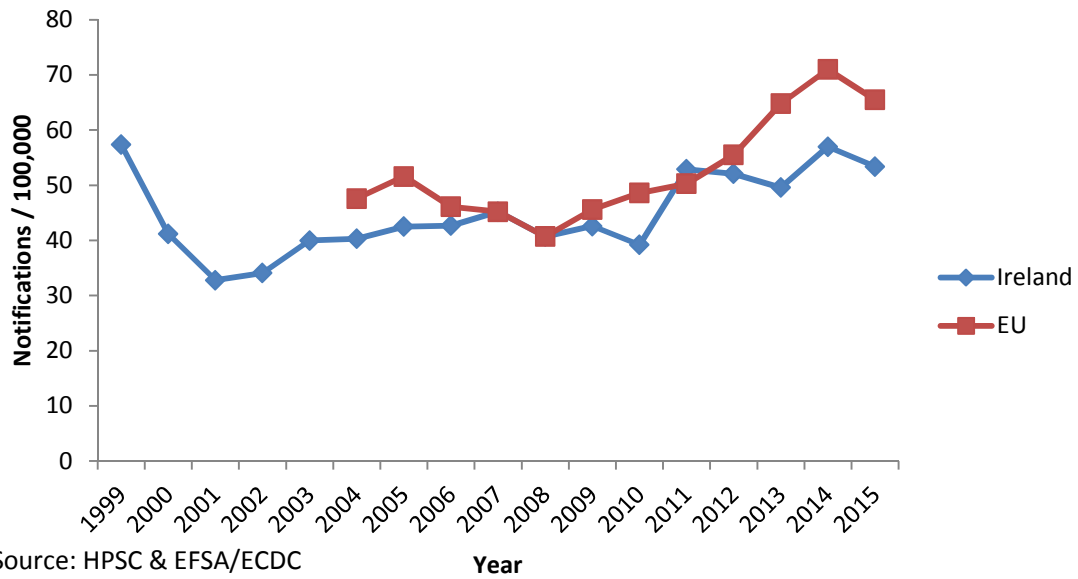


Figure 2. Seasonal Distribution of Campylobacteriosis Notifications in Ireland 2014 vs 2015

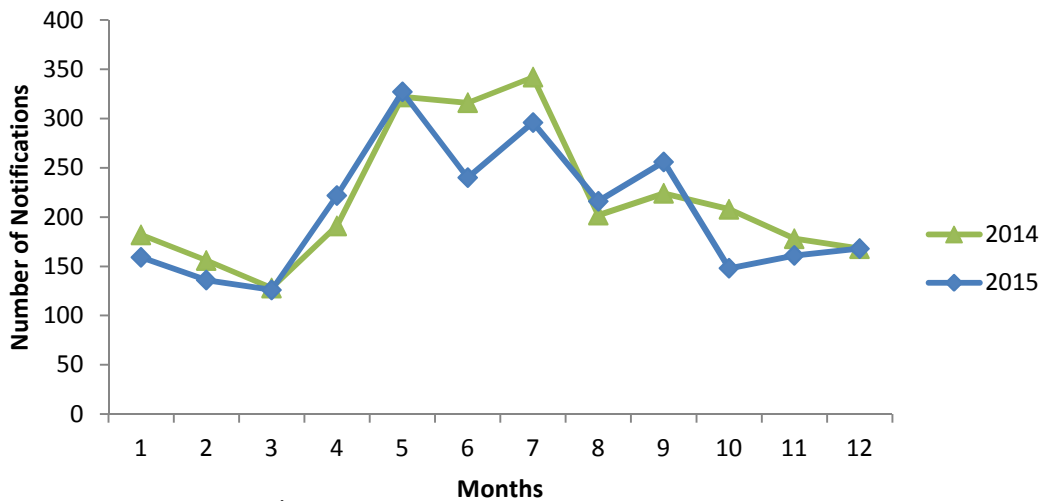
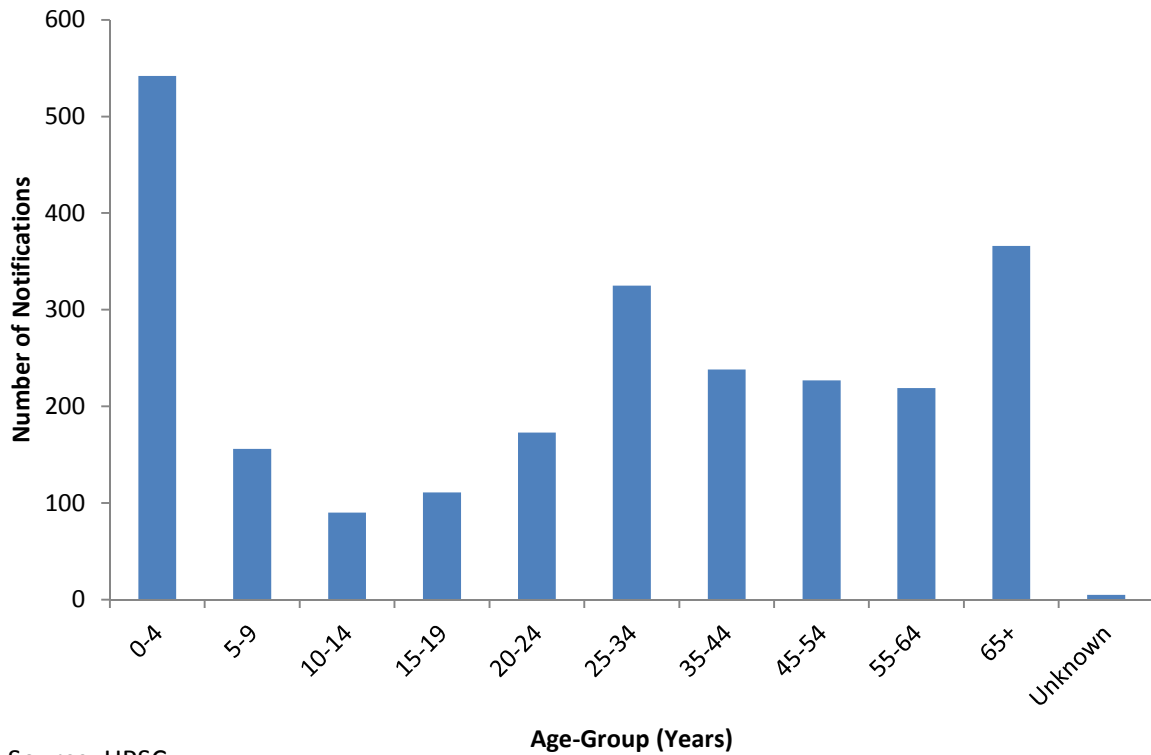
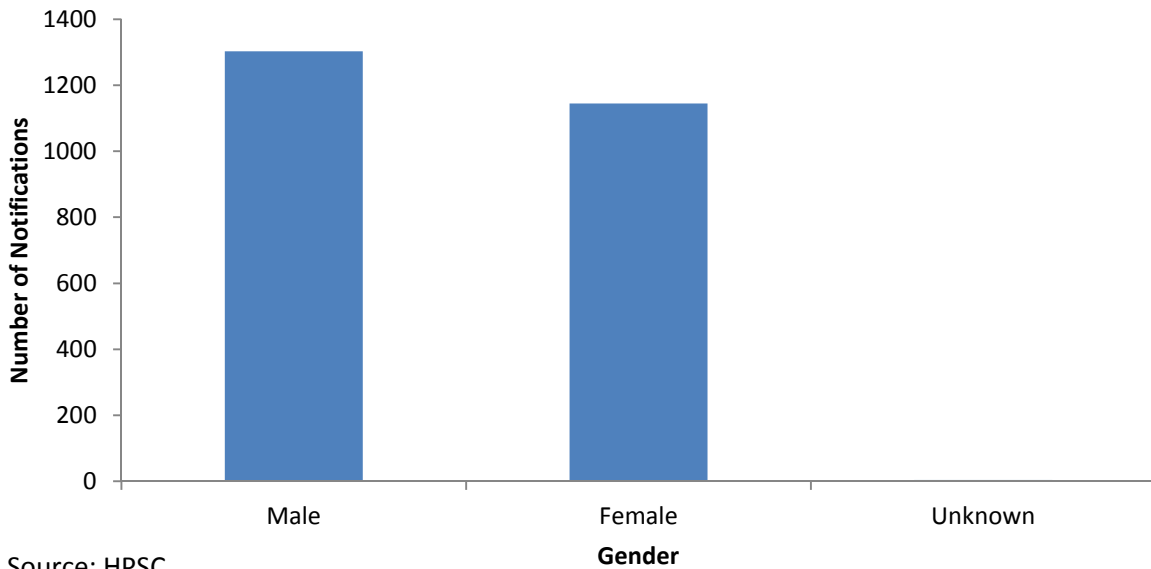


Figure 3. Number of campylobacteriosis notifications in Ireland by age-group, 2015



Source: HPSC

Figure 4. Number of campylobacteriosis notifications in Ireland by gender, 2015



Source: HPSC

Sources of data:

HPSC: Health Protection Surveillance Centre. Annual Epidemiological Report 2015.

<http://www.hpsc.ie/AboutHPSC/AnnualReports/File,15956,en.pdf>

EFSA/ECDC: European Food Safety Authority and European Centre for Disease Prevention and Control. The European Union summary report on trends and sources of zoonoses, zoonotic agents and food-borne outbreaks in 2015.

<https://www.efsa.europa.eu/en/efsajournal/pub/4634>

HPSC (Provisional): Health Protection Surveillance Centre. Surveillance of Infectious Intestinal (IID), Zoonotic and Vectorborne Disease, and Outbreaks of Infectious Disease Quarterly Reports, 2015 (Provisional Data).

<http://www.hpsc.ie/A->

[Z/Gastroenteric/GastroenteritisorIID/Publications/IIDandZoonoticDiseaseQuarterlyReports/2015/](http://www.hpsc.ie/A-Z/Gastroenteric/GastroenteritisorIID/Publications/IIDandZoonoticDiseaseQuarterlyReports/2015/)