

Listeriosis in Humans 2017

Figure 1. Crude Incidence Rate of Listeriosis Notifications per 100,000 Population in Ireland from 2004 to 2017 and in the EU from 2004 to 2017

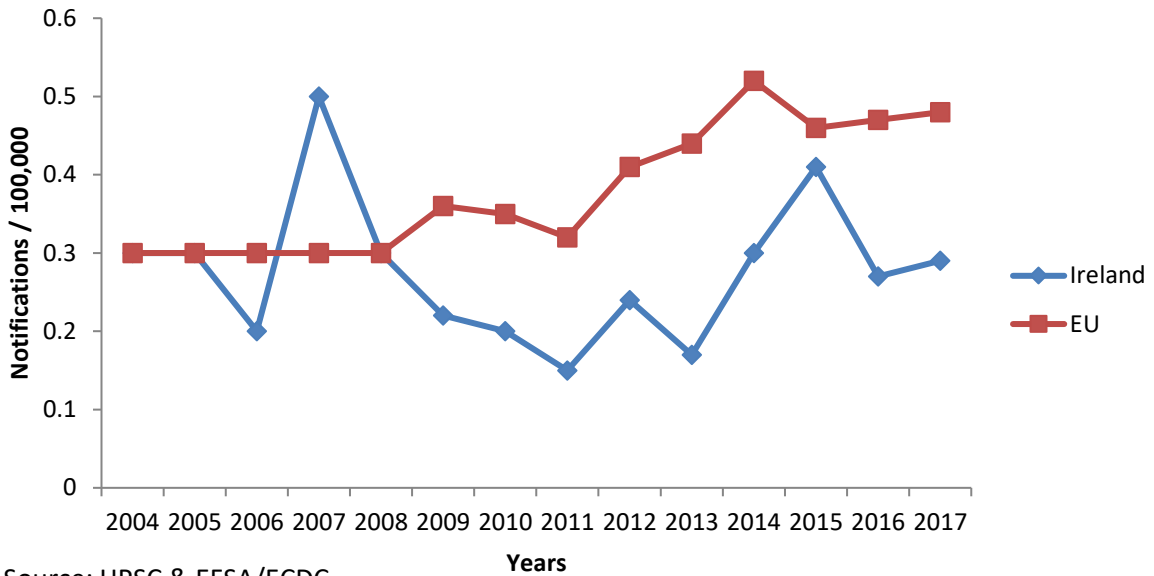
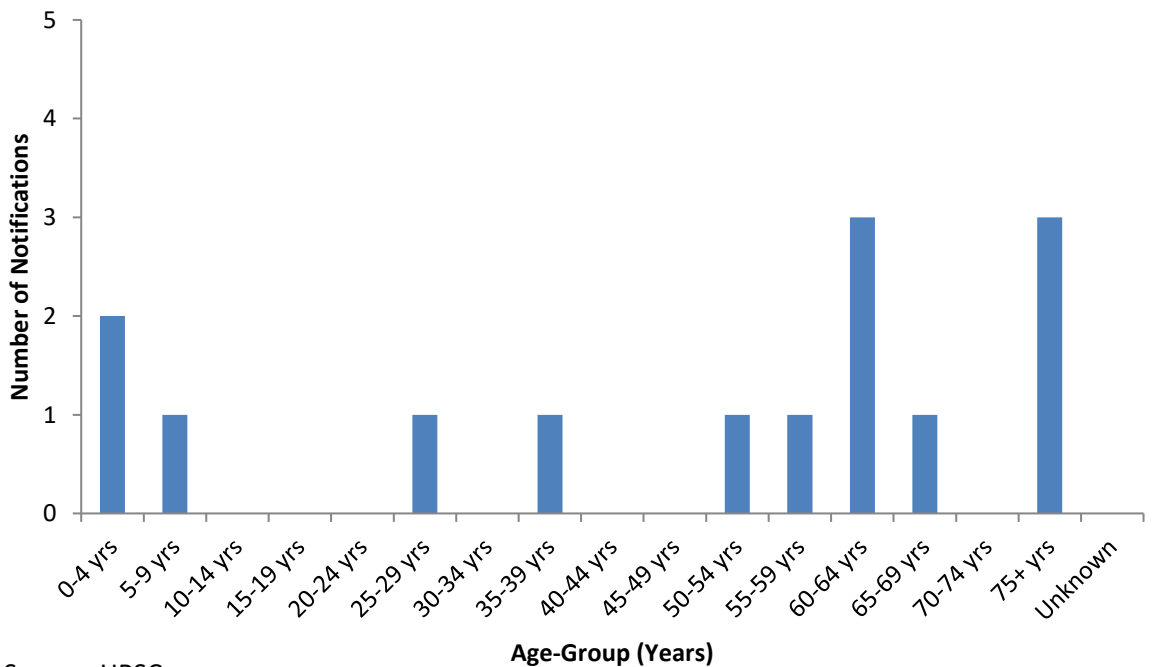


Figure 2. Number of listeriosis infections by age group in Ireland, 2017



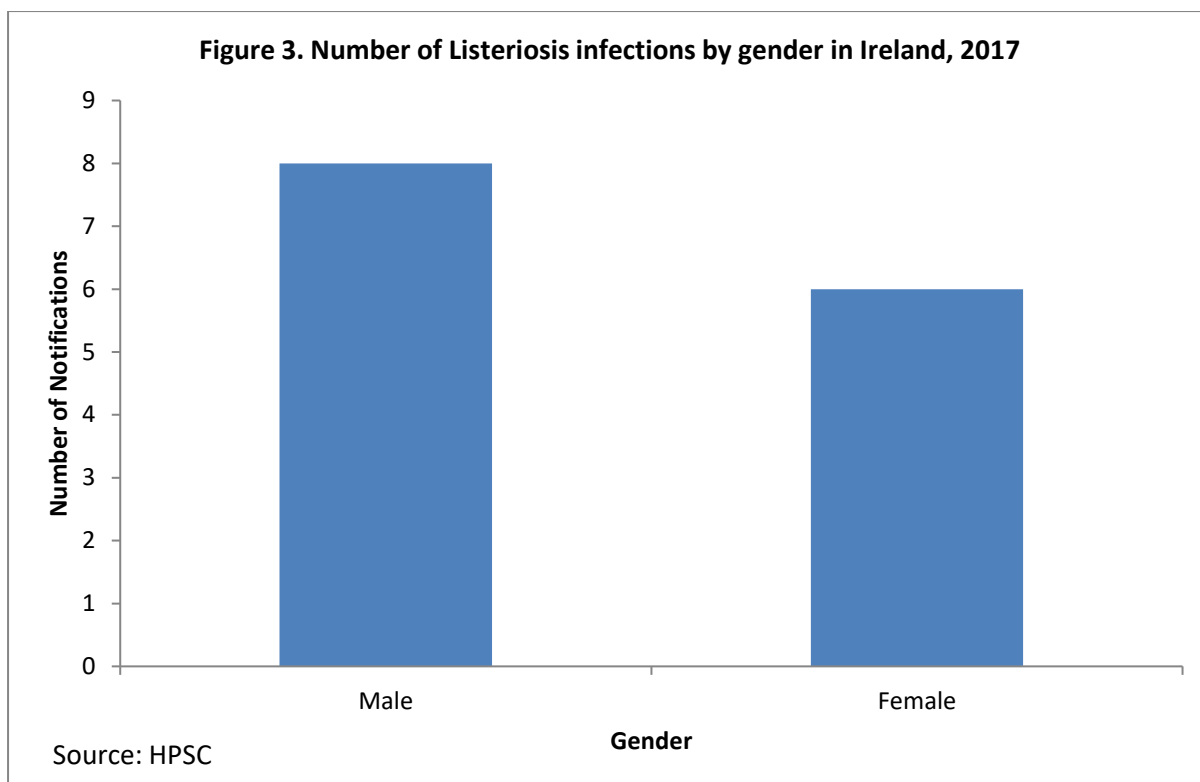


Table 1. Listeriosis notifications by case type and serotype, Ireland 2017

CASE TYPE	SEROTYPE 1/2a	SEROTYPE 4b	Not referred for serotyping	TOTAL
Adult or juvenile	5	1	4	10
Pregnancy-related	1	0	1	2
Neonatal	2	0	0	2
Total	8	1	5	14

Source: HPSC, NSSLRL

Sources of data:

HPSC: Health Protection Surveillance Centre. Annual Epidemiological Report 2017.

<https://www.hpsc.ie/abouthpsc/annualreports/>

EFSA/ECDC: European Food Safety Authority and European Centre for Disease Prevention and Control. The European Union summary report on trends and sources of zoonoses, zoonotic agents and food-borne outbreaks in 2017.

<https://www.efsa.europa.eu/en/efsajournal/pub/5500>

HPSC: Health Protection Surveillance Centre. Surveillance of Infectious Intestinal (IID), Zoonotic and Vectorborne Disease, and Outbreaks of Infectious Disease Quarterly Reports, 2017.

<https://www.hpsc.ie/a-z/gastroenteric/gastroenteritisoriid/iidandzoonoticdiseasequarterlyreports/2017/>