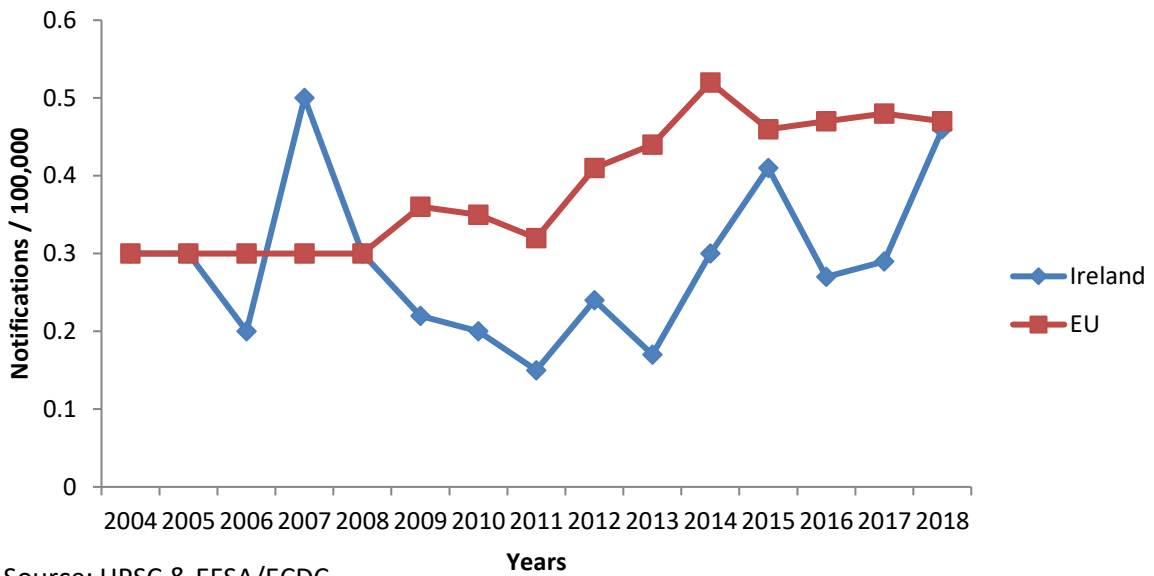


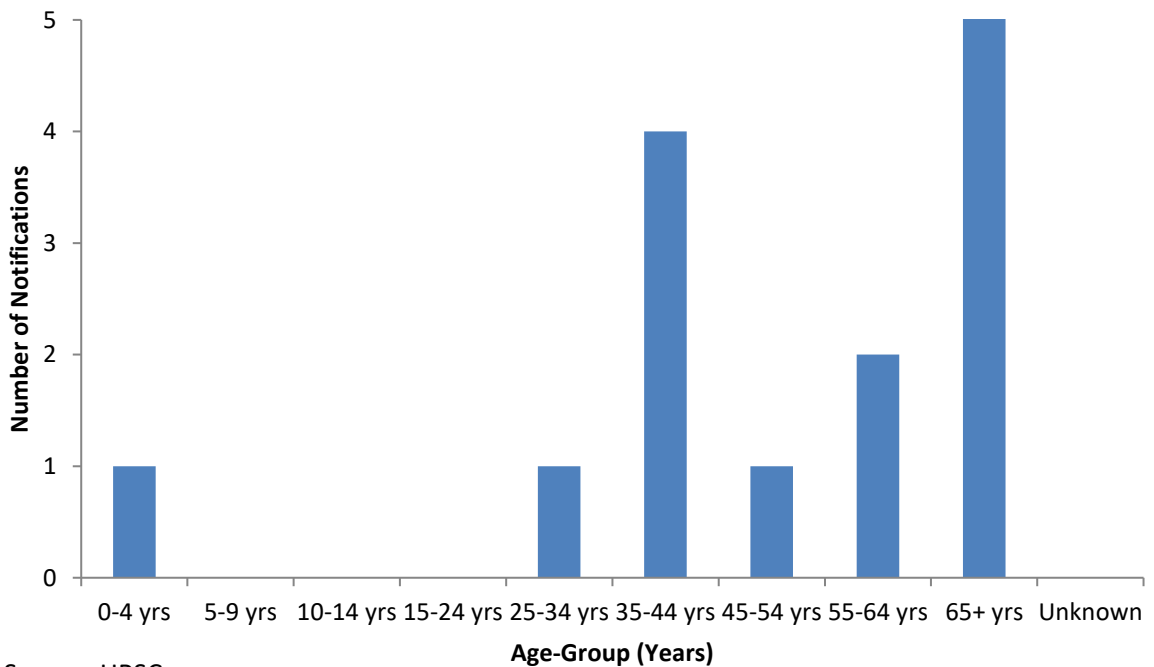
Listeriosis in Humans 2018

Figure 1. Crude Incidence Rate of Listeriosis Notifications per 100,000 Population in Ireland from 2004 to 2018 and in the EU from 2004 to 2018



Source: HPSC & EFSA/ECDC

Figure 2. Number of listeriosis infections by age group in Ireland, 2018



Source: HPSC

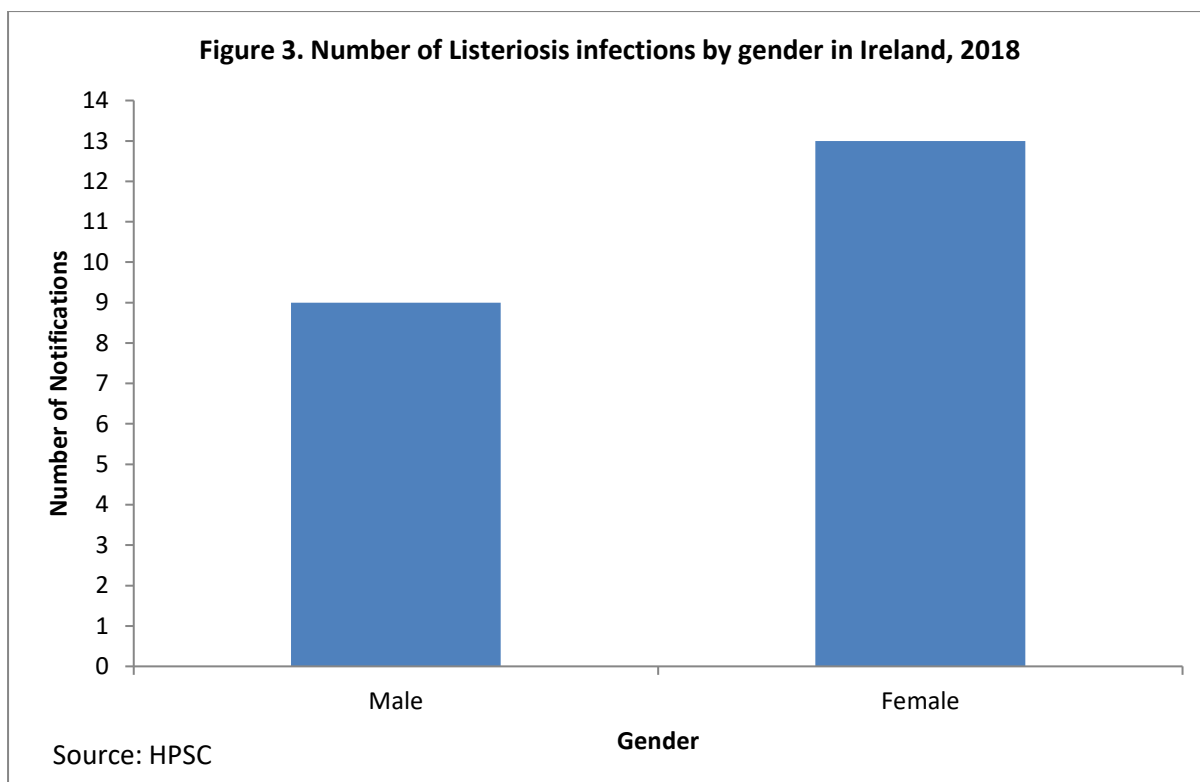


Table 1. Listeriosis notifications by case type and serotype, Ireland 2018

CASE TYPE	SEROTYPE 4b	SEROTYPE 1/2a	SEROTYPE 1/2b	Not referred for serotyping	TOTAL
Adult or juvenile	8	5	1	3	17
Pregnancy-related	2	1	0	1	4
Neonatal	1	0	0	0	1
Total	11	6	1	4	22

Source: HPSC, NSSLRL

References:

HPSC: Health Protection Surveillance Centre. Annual Epidemiological Report 2018.

<https://www.hpsc.ie/abouthpsc/annualreports/>

EFSA/ECDC: European Food Safety Authority and European Centre for Disease Prevention and Control. The European Union One Health 2018 Zoonoses Report.

<http://www.efsa.europa.eu/en/efsajournal/pub/5926>

HPSC: Health Protection Surveillance Centre. Surveillance of Infectious Intestinal (IID), Zoonotic and Vectorborne Disease, and Outbreaks of Infectious Disease Quarterly Reports, 2018.

<https://www.hpsc.ie/a-z/gastroenteric/gastroenteritisoriid/surveillance-reports/iidandzoonoticdiseasequarterlyreports2014-2018/2018/>