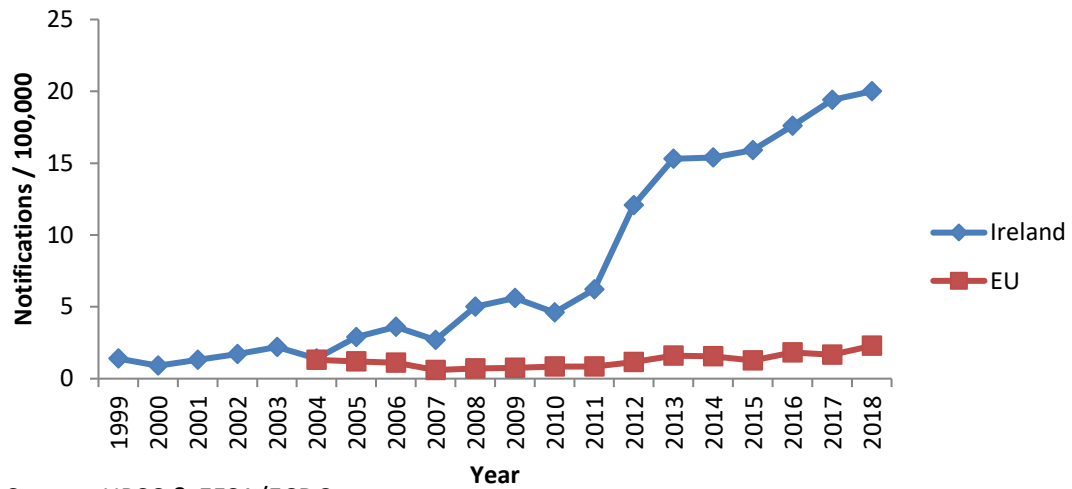


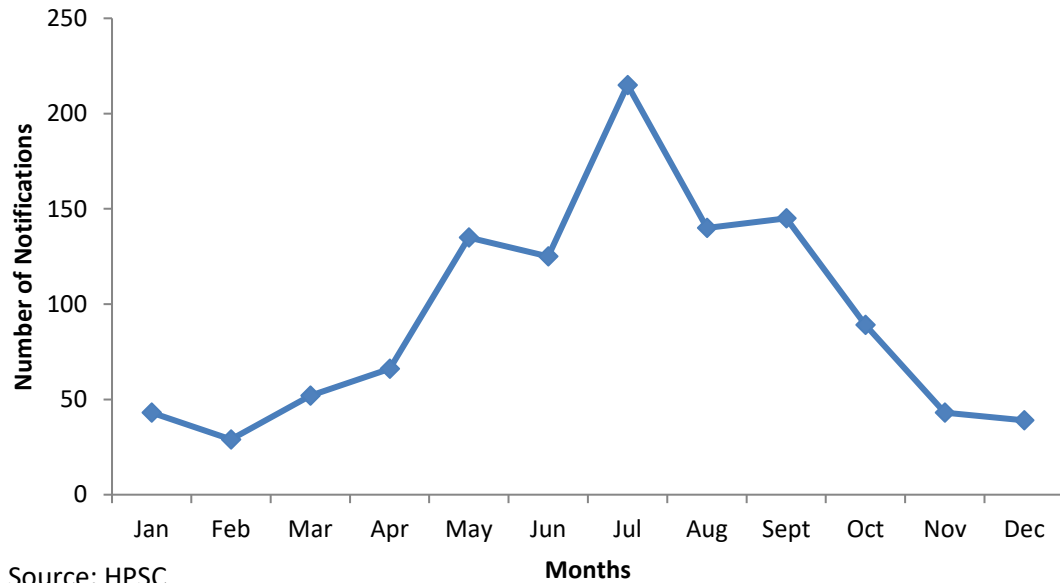
VTEC infection in Humans 2018

Figure 1. Crude Incidence Rate of VTEC Notifications per 100,000 Population in Ireland from 1999 to 2018 and in the EU from 2004 to 2018



Source: HPSC & EFSA/ECDC

Figure 2. Seasonal Distribution of VTEC Notifications, Ireland 2018



Source: HPSC

Figure 3. Number of notifiable cases of VTEC infection by age group in Ireland, 2018

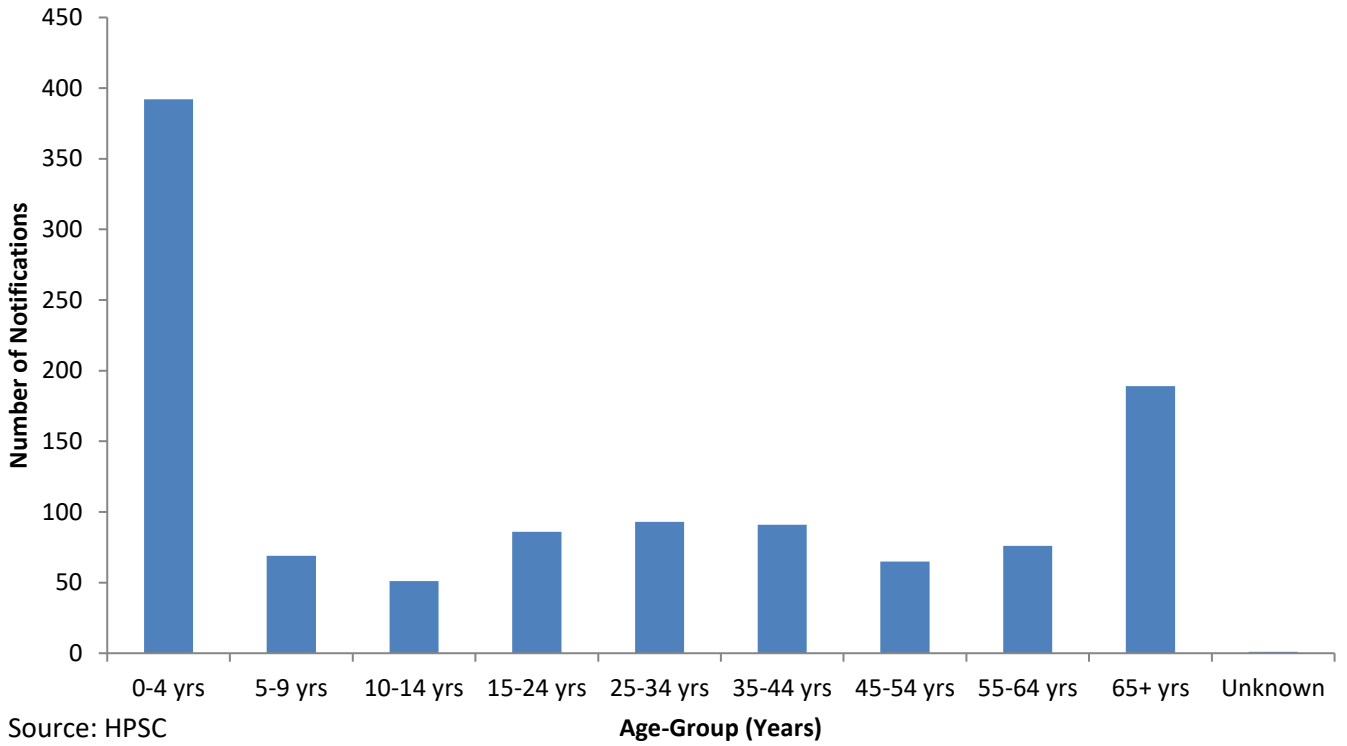


Figure 4. Number of notifiable cases of VTEC infections by gender in Ireland, 2018

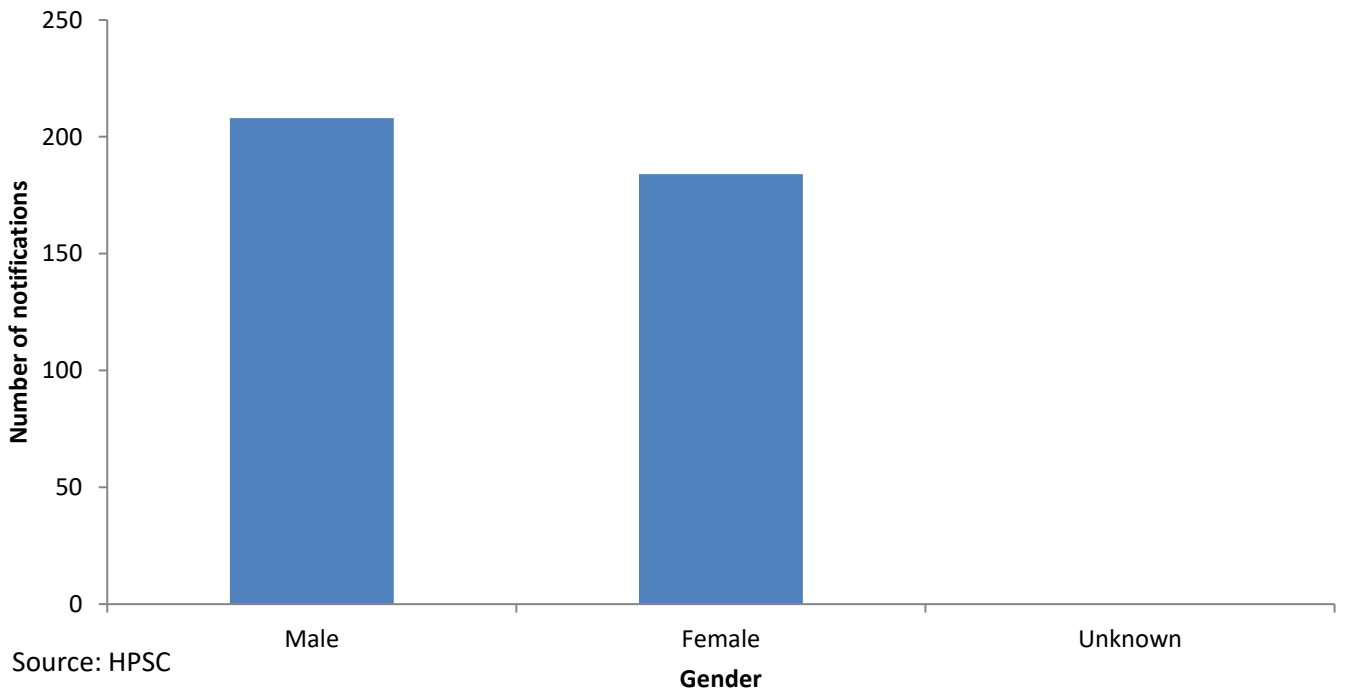


Table 1: Serotype and verotoxin (vt) profiles for strains associated with laboratory confirmed VTEC cases, as determined at the VTEC-NRL at PHL, Cherry Orchard Hospital, 2018

Serogroup	vt1	vt2	vt1+vt2	Not reported	Total
O26	4	6	20	1	31
O157	2	29	5	2	38
Other	34	35	25	8	102
Total	40	70	50	11	171

(Source HPSC)

References:

EFSA/ECDC: European Food Safety Authority and European Centre for Disease Prevention and Control. The European Union One Health 2018 Zoonoses Report. <http://www.efsa.europa.eu/en/efsajournal/pub/5926>

HPSC: Health Protection Surveillance Centre. Surveillance of Infectious Intestinal (IID), Zoonotic and Vectorborne Disease, and Outbreaks of Infectious Disease Quarterly Reports, 2018. <https://www.hpsc.ie/a-z/gastroenteric/gastroenteritisoriid/surveillance-reports/iidandzoonoticdiseasequarterlyreports2014-2018/2018/>