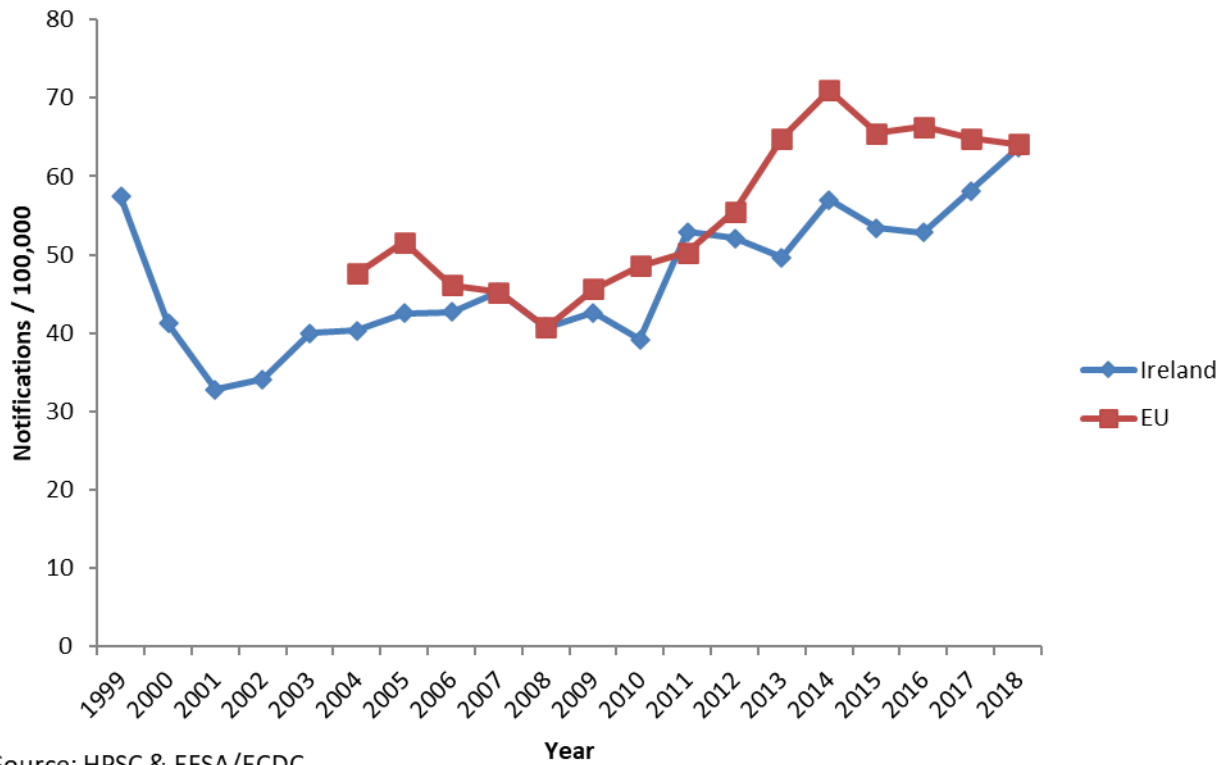


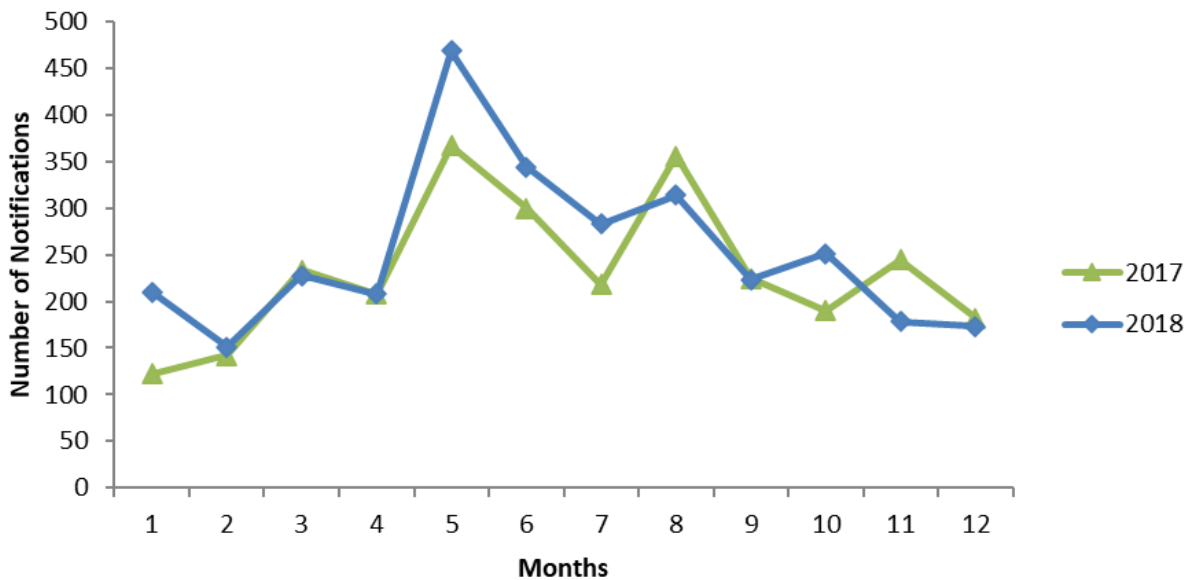
Campylobacteriosis in Humans 2018

Figure 1. Crude Incidence Rate of campylobacteriosis notifications per 100,000 population in Ireland from 1999 to 2018 and EU from 2004 to 2018



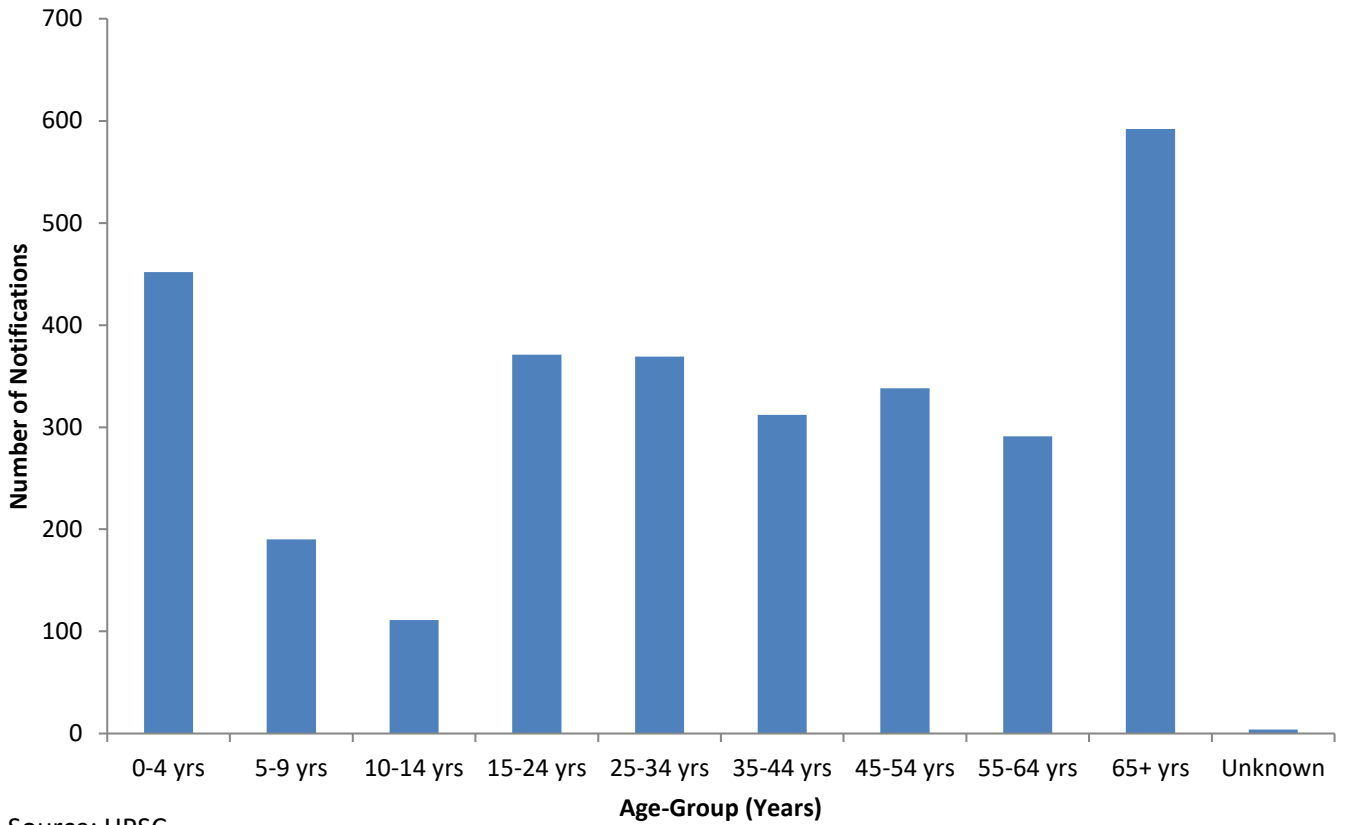
Source: HPSC & EFSA/ECDC

Figure 2. Seasonal Distribution of Campylobacteriosis Notifications in Ireland 2017 vs 2018



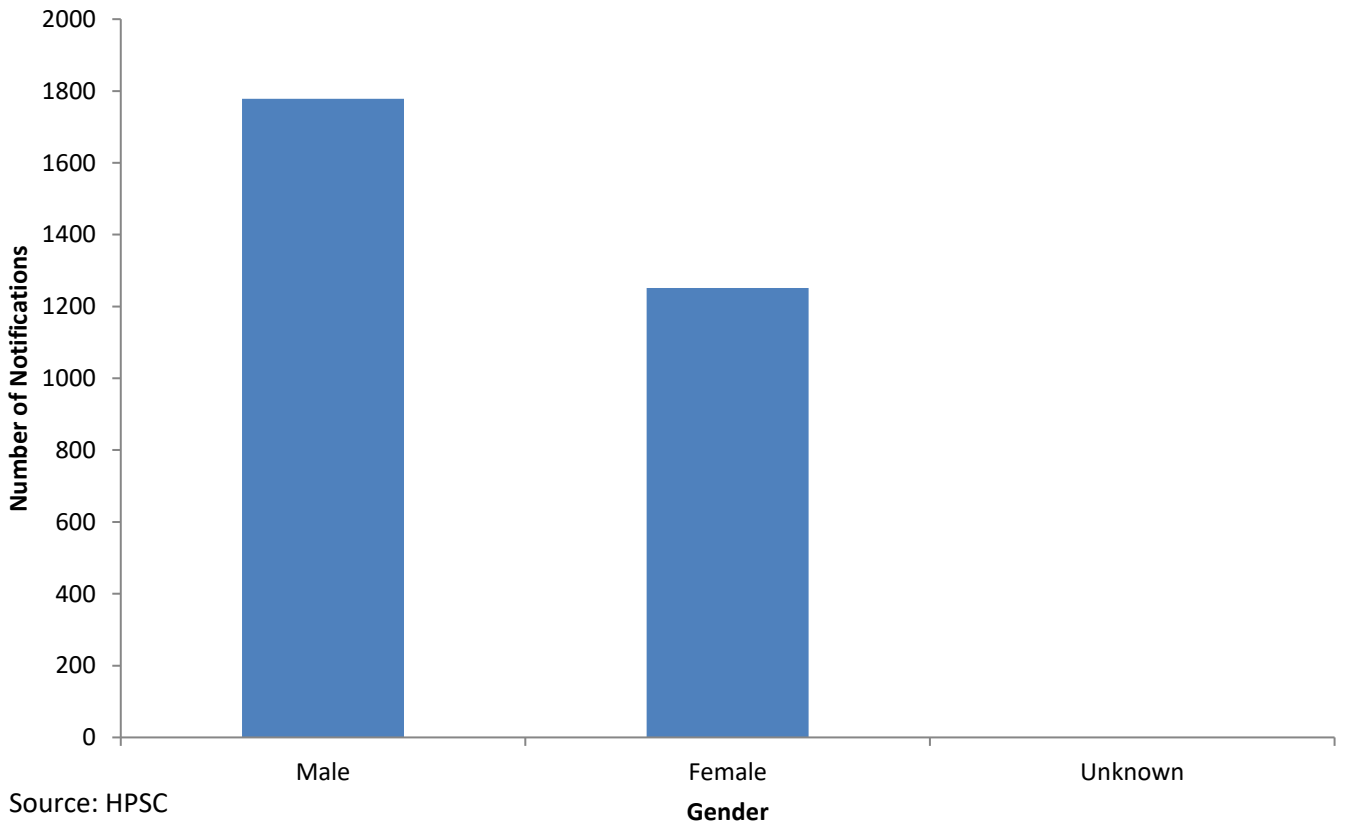
Source: HPSC Provisional

Figure 3. Number of campylobacteriosis notifications in Ireland by age-group, 2018



Source: HPSC

Figure 4. Number of campylobacteriosis notifications in Ireland by gender, 2018



Source: HPSC

References:

HPSC: Health Protection Surveillance Centre. Annual Epidemiological Report 2018.

<https://www.hpsc.ie/abouthpsc/annualreports/>

EFSA/ECDC: European Food Safety Authority and European Centre for Disease Prevention and Control. The European Union One Health 2018 Zoonoses Report. <http://www.efsa.europa.eu/en/efsajournal/pub/5926>

HPSC: Health Protection Surveillance Centre. Surveillance of Infectious Intestinal (IID), Zoonotic and Vectorborne Disease, and Outbreaks of Infectious Disease Quarterly Reports, 2018. [https://www.hpsc.ie/a-](https://www.hpsc.ie/a-z/gastroenteric/gastroenteritisoriid/surveillancereports/iidandzoonoticdiseasequarterlyreports2014-2018/2018/)

[z/gastroenteric/gastroenteritisoriid/surveillancereports/iidandzoonoticdiseasequarterlyreports2014-2018/2018/](https://www.hpsc.ie/a-z/gastroenteric/gastroenteritisoriid/surveillancereports/iidandzoonoticdiseasequarterlyreports2014-2018/2018/)